



District Report Card: 2017


State: Jammu And Kashmir	District: Kishtwar
Class: 3	Subject: Language
Schools: 61	Students: 392


Participation/Coverage


Students

<div>GENDER</div> <div></div>	Boys				Girls			
	Number		%		Number		%	
	191		48.72		201		51.28	

<div>AREA</div> <div></div>	Rural				Urban			
	Number		%		Number		%	
	385		98.21		7		1.79	

<div>CATEGORY</div> <div></div>	SC		ST		OBC		GEN	
	Number	%	Number	%	Number	%	Number	%
	24	6.12	113	28.83	32	8.16	223	56.89

<div>CWSN</div> <div></div>	LD	VI	HI	S&LD	ID	Oth
	0	0	0	1	1	10

<div>Management</div> <div></div>	Government			Government-aided		
	Number		%	Number		%
	392		100.00	0		0.00

Average Performance of Students in Language (%)

Overall	Gender		Area		Management		Social Group			
	Male	Female	Rural	Urban	Govt.	Aided	SC	ST	OBC	GEN
57.09	55.46	58.64	57.04	60.00	57.09	0.00	68.33	64.19	60.21	51.84

Performance on Learning Outcomes (LOs)

Learning Outcomes	Description	Average Performance(%)
L304	Reads small texts with comprehension i.e., identifies main ideas, details, sequence and draws conclusions	59.06
L312	Reads printed scripts on the classroom walls: poems, posters, charts etc.	53.16

Range of Performance of Students who Answered Correctly							
Below 30%		30% - 50%		50% - 75%		Above 75%	
Number	%	Number	%	Number	%	Number	%
66	16.84	78	19.90	148	37.76	100	25.51

Lowest Performing Learning Outcomes (LOs)

1 - Reads printed scripts on the classroom walls: poems, posters, charts etc. (53.16)

2 - Reads small texts with comprehension i.e., identifies main ideas, details, sequence and draws conclusions (59.06)